


How to join the European Student Card project

Step 1: connection to the ESC-R (exchange platform)

- Go to: <https://router.europeanstudentcard.eu/register>
- Fill in the form and select your profile (functional or technical administrator)


REQUEST ACCESS TO ESC-R	
Fill in the form below	
First name	<input type="text"/>
Name	<input type="text"/>
Email	<input type="text"/>
Name of your institution	<input type="text"/>
Country	<input type="text" value="Select a country"/>
Required profile	<input type="checkbox"/> Technical administrator <input type="checkbox"/> Functional administrator <input type="checkbox"/> Supervisor



- The country supervisor will validate your registration to give you access to ESC-R (Login + password)

Step 2: Technical work

- **Integration of the API into your information system**
 - Login on ESC-R



The European Student Card will simplify the mobility thanks to the recognition of the student status and identity, offering them the easiest access to services on campus.

At the centre of the project there is the creation of a digital platform: this exchange platform will allow the communication between the information systems of higher education institutions in Europe and the recognition everywhere of the student status and identity.

LOGIN

Email

Password


Create

New user ? **Create your account**

Password lost ? **Ask a new password**

- In the menu on the left click on API to get access to the API documentation and the API
- Integrate the API into your information system
- **Generation of ESCN (European Student Card number = unique card identifier)**
 - In the menu on the left, click on libraries and/or libraries documentation to download them and to create ESCN
- **Generation of 1 QR Code**
 - In the menu on the left, click on QR Code and/or libraries documentation to download the recommendations to create a QR Code (generate an URL for testing student status)

- **Check of the student status / test of the connection to the platform**
 - Scan the QR code or insert the generated url on a browser to interrogate the ESCR



STUDENT STATUS

Status	Student
Student card identifier	00841d99-2c2b-48c9-bb3a-c6ab7e6335e4
Student code	FR-856-12
Expiry date	1st December 2018
Academic level	Unknown

Contact: esc.support@cnous.fr